

A Structured Teaching Syllabus

Complementing the school curriculum our projects develop the children's learning at each of the Key Stages

FarmLink helps children to find out for themselves about the reality of farming and its place in providing their food. It provides hands-on experience on a real working farm under the guidance of 'Farmer Nick'.

The children are able to explore the plants in the woods, fields and hedges; to see and understand a range of habitats; to learn about meat and dairy production; and to discuss a range of environmental issues.



FarmLink delivers all the experiences within the context of the National Curriculum from Key Stages 1 to 4, including GCSE Science courses.

English

Speaking, Listening, Reading and Writing.

Mathematics

Numbers, Shapes, Space, Measurements and Handling data.

Science

Life Processes; living things in their environment, humans and other animals, Green plants; Variation; Classification and Senses.

Art & Design

Exploring and Developing Ideas; Making, Developing and Evaluating work.

CPSHE

Sustainable Development, Communities and Cultures, People, Human Health and Safety.

Geography

Greater knowledge and understanding of places and the effects of environmental change.



Lower Stock Farm
Bakers Lane, Wrington, Bristol BS40 5HT
Tel: 01934 862195 Email: info@farmlink.org.uk
www.farmlink.org.uk

FarmLink Education Ltd is a company limited by guarantee.
Company No: 5994599. Registered Charity No: 1120308.

This leaflet has been printed using vegetable based inks on an FSC paper stock.

A unique and memorable learning experience



Free
Poster
for your school inside




A Classroom in The Countryside!

I have a passion for country life, for the beauty of the countryside around me, for the life on the farm, for the community in which I live and for imparting my knowledge and experience about food, farming and the environment to future generations.

I get a real kick out of seeing young people's eyes light up in amazement as they begin to appreciate the world around them and what it provides for them.

How does milk get into the cow? What's this I've caught in the pond? Why do you grow maize? Why does a vole live there? The questions fly at me during each and every school visit and I enjoy seeing the children learn in the process.



There is nothing to equal the hands-on experience to promote the acquisition of knowledge, to stimulate curiosity, to encourage research and develop a real understanding of the countryside and the environment. I just love it!



Farmer Nick



"There is so much that we can follow up in school".

(A primary school teacher)

What does FarmLink deliver?

We endeavour to promote an appreciation of the environment and a healthy lifestyle

We provide the opportunities for more than 7,000 children annually to enhance the learning embodied in the core subjects and in a number of the foundation subjects of the National Curriculum at all four Key Stages.

We do this through a number of carefully planned and structured themes and topics delivered in a countryside setting.

These programmes are led by an experienced former farm manager who is inspirational, charismatic and engaging.



We provide fun and learning through an informative, 'hands-on' approach to education


"At last the vision of every child having the opportunity to have a real understanding of the countryside, its importance and work, is more than just a dream".

(John Alvis, Managing Director, Alvis Brothers Farms)

www.farmlink.org.uk

Preparation

How to prepare your staff and students for a great day out



- 1** Contact Farmer Nick – Or one of his team and arrange for them to come and discuss the visit with you and your students.
- 2** Plan your visit – Your visit should be incorporated into your lesson planning and its place in your school curriculum.
- 3** Health and Safety – It is important to remind your students of Health and Safety requirements prior to your visit.
- 4** Supported Teaching – On your arrival, hand over to Farmer Nick and support him with the learning, welfare and well-being of your students throughout your visit.
- 5** Continued Learning – Follow up your visit by completing the topics in school as part of curriculum time.

"It's a better way to learn things; you can take more of it in!"


(Primary school pupil)



From Farm to Market



Some of the things we get from Farming

Farming is vital for everyday life,
providing us with a wide variety of materials
for food, clothing and textiles




Cattle

are the source of beef, leather, milk and milk products (such as cheese, cream and yoghurt).




Sheep

provide meat (such as lamb and mutton), milk for cheese and wool for clothing.





Poultry

provide meat (such as chicken, turkey and goose) as well as eggs.





Crops

are the source of grain (such as wheat, barley, oats and maize) to make bread, cakes, pastry and cereals, as well as fruit and vegetables.



Pigs

provide pork and cured meat (such as bacon, ham and gammon) and pig skin.



Explore

Our Wonderful Countryside!

Teaming with wildlife and fascinating facts, you will be amazed at what you can discover down on the farm!



1 Come on our nature trails and meet the local wildlife in their natural habitats



2 Find out what it takes to become a farmer



3 Discover the importance of protecting and sustaining the environment